





Chick Feeding Guideline

PRODUCT	AGE OF BIRD	FEEDING RATES	OTHER SUPPLEMENTS
---------	-------------	---------------	-------------------

LAYING CHICKENS




FEEDERS

MEDICATED	 <p>Purina Start & Grow Medicated Chick Starter</p>	Hatch to 18 weeks	<p>Feed free choice.</p> <p>For the first 2-4 weeks, mix with Chick Scratch.</p>	<p>Provide fresh water at all times.</p> <p>Additional supplements of Chick Grit may be necessary.</p>
	 <p>Purina Start & Grow Non-Medicated Chick Starter</p>	Hatch to 18 weeks	<p>Feed free choice.</p> <p>For the first 2-4 weeks, mix with Chick Scratch.</p>	<p>Provide fresh water at all times.</p> <p>Additional supplements of Chick Grit may be necessary.</p>

Don't allow birds to overcrowd feeders and waterers.
Dip young chicks' beak in feeder and waterer upon arrival.
Keep feeders and waterers close to or under brooder lamp when chicks are young.

ORGANIC

ESTIMATED CONSUMPTION

 <p>Organic Chick Starter Grower</p>	Hatch to 20 weeks or when egg production begins	Feed free choice.	<p>Chick Grit MUST be provided.</p> <p>Provide fresh water at all times.</p>
 <p>Scratch & Peck Starter</p>	Hatch to 8 weeks	Feed free choice.	<p>Chick Grit MUST be provided.</p> <p>Provide fresh water at all times.</p>
 <p>Scratch & Peck Grower</p>	8 weeks to 18 weeks	Feed free choice.	<p>Chick Grit MUST be provided.</p> <p>Provide fresh water at all times.</p>

Feed (hatch 18 weeks)	13-18lbs per bird.
Provide fresh water at all times.	